



luxury in quartz

BB m-stone

the beauty of quartz

Quartz is the material of the moment when it comes to luxury worksurfaces.

With our unique M-Stone range, the luxurious looks are a given. More than that it offers you the benefits of lower prices and faster installation because it requires none of the usual templating and waiting time for your worksurfaces to be made off-site. M-Stone is tailored and installed directly in your kitchen, bringing a far speedier finish to your project.

M-Stone is the latest innovation in man-made quartz. It's a unique blend of natural quartz particles and resin, giving you a material that is technically advanced compared to stone and granite. This is a material with its own character and composition and a wide range of benefits. It's high performance, while being low maintenance, so it can cope easily in the hardest-working of kitchens without being a chore to keep clean. Highly resistant to stains, scratches and impact, M-Stone is guaranteed for 10 years giving you the assurance too of long-lasting quality.

The palette of colours will grace any contemporary, modern or traditional style of kitchen. The material offers superb design freedom for shaped corners, breakfast bars and any style of sink can be fitted into the worksurface. And there are upstands and splashbacks for those all-important finishing touches.

M-Stone offers luxury for less, but without a hint of compromise.

Pictured: Ivory Stone worksurface, upstand and hob splashback.

Front cover: Black Diamond Stone worksurface and upstand. Shown with a Franke Ariane ARX 160 1.5 bowl sink and a Franke Rigi Tap in Chrome.





no waiting

There's no quicker way to a stunning quartz worksurface than with M-Stone. Whether you are having a brand new kitchen or replacing your worksurfaces, no-one wants their kitchen disrupted for longer than they have to.

M-Stone is supplied in ready-made sizes for worksurfaces, upstands and splashbacks which are cut, shaped, jointed and installed directly on site. Compared to the usual template-fabricate-wait route, this can save you up to two weeks.

Why have the hassle, when you can have M-Stone?

Pictured left: Pewter Stone worksurface and upstand. Shown with a Franke Largo LAX 120 45 30 sink with drainer grooves and a Grohe Minta tap in Supersteel.

Pictured below: Pewter Stone worksurface showing how the corner joint is neatly formed with a v-groove detail.






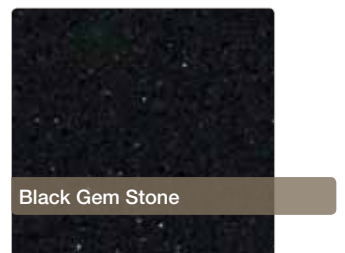
luxury for less

You'll be surprised how affordable our M-Stone product can be.

The innovation of the material means that M-Stone can combine outstanding design and quality with attractive pricing. And with the ready-made components installed from start to finish on site, this has the benefit of keeping costs down too.

So there'll be something left over for a bottle of bubbly to toast your new kitchen.

Pictured: White Gem Stone worksurface.



design freedom

Classic or contemporary, M-Stone offers the design freedom for any style of kitchen you desire.

The versatile character of our material means that it can be precisely machined on site to create curves and shapes. You get exactly the design you want, with the assurance of a professional, long-lasting fit.

Any style of sink, be it Belfast, inset, flushmount or undermount, can be fitted complete with drainer grooves. And there's also matching upstands and splashbacks to complete the look with smooth surfaces and simple design lines.

Pictured below: Black Gem Stone worksurface and upstand.

Pictured opposite: Black Diamond Stone worksurface and upstand. Shown with a Carron Phoenix Belfast 200 sink and a Grohe Bridgeford two handle mixer tap.










tough and beautiful

Busy kitchens need hardworking surfaces and you can be sure that M-Stone won't disappoint.

Tough and beautiful, the 20mm solid material is a unique composition of natural quartz and resin. It offers exceptional strength and superior resistance to stains, scratches and impact. Hygienic and non-porous, it will repel staining from everyday spills including coffee, wine, lemon juice or olive oil.

Why not combine it with one of our laminate splashbacks for some easy-living style?

Pictured: Almond Stone worksurface. Shown with an Omega HiGloss laminate splashback in Ambre.

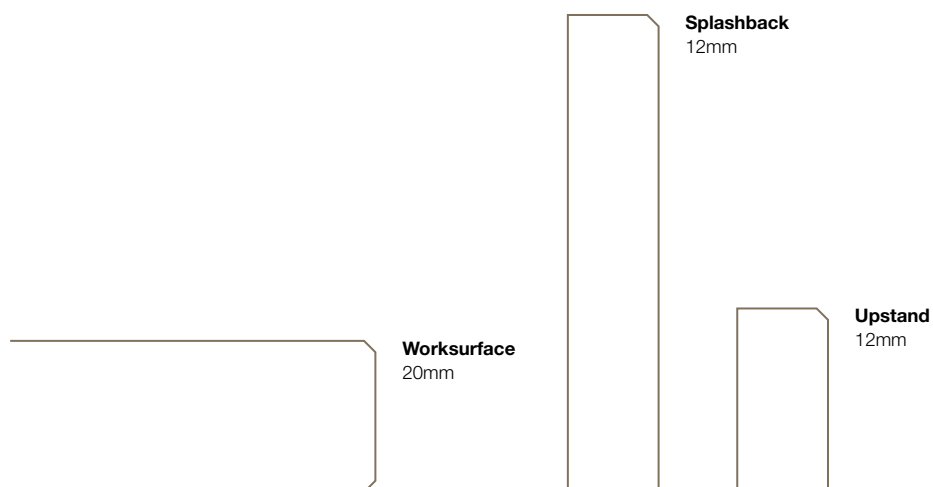


finishing touches

The difference is always in the detail. Upstands and splashbacks in the matching quartz design provide attractive finishing touches. They are easily installed and will complement any kitchen design.

Consider fitting a quartz hob splashback. It provides a high performance and easy clean surface for one of the hardest working parts of your kitchen.

Pictured: Ivory Stone worksurface, upstand and hob splashback.





style with sinks

With M-Stone you can have any style of sink you choose. There are no limitations because the 20mm solid material can work with any size, shape or style you want. The options can also help work with your budget too. Here they are explained:

Undermount sinks in stainless steel are the classic favourite for composite worksurfaces. You can also choose ceramic or composite undermounts. The sink is mounted to the underside of the material, clipped and sealed in place for a watertight finish with BBcomplete.

Easy fit: The worksurface material is cut to suit the size and shape of the undermount bowl allowing for a slight overhang.

Practical solutions: Drainer grooves are machined into the material and there is a choice of patterns available to suit your chosen sink style.



Pictured: Pewter Stone worksurface.
Shown with a Kubus sink and Wave tap from Franke.

Belfast sinks are an ideal partner for quartz worksurfaces.

Flexible fit: The material is cut to suit the bowl size, allowing for an overhang of 25mm around the sink perimeter. This allows for water to be swept easily from the drainer straight into the bowl. The joint between the sink and worksurface is sealed watertight with BBcomplete.

Beautifully crafted: Drainer grooves in a choice of patterns are machined into the material, on one or both sides of your sink as you wish.



Pictured: Black Diamond Stone worksurface.
Shown with a Carron Phoenix Belfast 200 sink.

Flushmount sinks are at the top end of designer styling.

Beautiful: Here the sink sits completely flush with the worksurface creating the ultimate in sleek lines.

Perfect finish: The worksurface material is routed to form a rebate to accept the sink which is sealed in for a watertight finish with BBcomplete.



Pictured: Pewter Stone worksurface.
Shown with a Franke Planar Slim-Top sink.

Inset sinks are the easiest style to install which keeps costs down.

Easy fit: The worksurface material is cut with an opening and the sink is positioned and sealed in place with BBcomplete.

Style without compromise: Inset sinks are available in stainless steel, composite and ceramic giving you wide design scope combined with low installation costs. Look for the latest style of stainless steel sinks that sit very low profile to the worksurface – they have the appearance of a premium flushmount yet cost effective to install.



Pictured: Pewter Stone worksurface.
Shown with a Franke Mythos Slim-Top sink.

made to last

Functional to a tee, our quartz worksurfaces combine high performance with surprisingly low maintenance.

Everyday cleaning is just a simple wipe down with mild soapy water. Beyond that, the surface needs just an occasional buff up to keep it looking glossy. You'll soon realise how easy M-Stone is to care for.

M-Stone quartz offers the highest levels of resistance to heat, scratching and scuffing. However chopping directly on to the surface can leave marks and some of the latest pans can develop very high temperatures, so treat it with a little love and use protectors and chopping boards.

Quality

Bushboard's unique M-Stone worksurfaces are made from a blend of quartz stone particles and resins fused together to create a 20mm solid material.

As they are manufactured from natural quartz particles on occasion colours may vary slightly between components.

Installation

We strongly recommend the use of an experienced fitter, preferably one who has attended one of our training courses. Whilst the installation process is straight forward, M-Stone is not a DIY product as specialist equipment and tooling is required.

10 year warranty

Your M-Stone worksurface has a 10 year guarantee. For the warranty to be valid your installer will need to evidence that our bespoke installation kits have been used. Proof of purchase is required.

This guarantee is in addition to your statutory rights as a consumer and does not affect your rights in any way.

Full details of our guarantee and care and maintenance can be found on our web site or by contacting our Customer Service Team on 01933 232272.

Pictured: Ivory Stone worksurface, upstand and hob panel.



BB m-stone



Pewter Stone



Almond Stone



Ivory Stone



Black Diamond Stone



Black Gem Stone



White Gem Stone

The surfaces and edges of M-Stone components have been factory finished with a subtle 1.5mm bevel. All products are boxed for handling protection.

Worksurfaces

3050 x 650 x 20mm surface and all four edges finished
1500 x 650 x 20mm surface and two long and one short edge finished

Breakfast bar

2100 x 900 x 20mm surface and all four edges finished

Upstand

3050 x 100 x 12mm surface and one long and two short edges finished

Splashback

1400 x 1000 x 12mm surface and two long and one short edge finished

Installation products

Unlike natural stone surfaces, M-Stone is designed to be fitted on-site by your kitchen installer, dramatically reducing costs and delay. Full instructions are available by calling 01933 232 272 or as a download from www.bushboard.co.uk

BB complete

colour matched worktop sealant

The use of Bushboard's BB Complete bonding and sealing adhesive is required for jointing and undermounting sinks.

Black Diamond Stone

Jet Black

White Gem Stone

Ice White

Pewter Stone

Slate Grey

Black Gem Stone

Jet Black

Almond Stone

Fudge

Ivory Stone

Ivory

great support

To help you with your choice, we have a dedicated Customer Service Team to give you all the friendly help and advice you need.

They can send you a brochure and samples of the designs you are considering. We also offer advice on installing and looking after your M-Stone worksurface and our After Care leaflet is available by post, email or on our website.

The M-Stone range is on display at retailers nationwide and visiting one of them is often the best way to make your final decision. We strongly recommend using them to design, manage and install your project. We also strongly recommend you use an M-Stone trained installer and your retailer will be able to help you with this.

You can locate your nearest retailer by logging on to www.bushboard.co.uk or calling us during normal office hours on 01933 232 272.

All brochures and samples are available free of charge by ordering them on our dedicated customer help line:
tel: 01933 232 242
fax: 01933 232 286
email: help@bushboard.co.uk

www.bushboard.co.uk

Bushboard Ltd
9-29 Rixon Road
Wellingborough Northants NN8 4BA

Back cover picture: Black Diamond Stone worksurface with drainer grooves.

The company reserves the right to change specifications at any time, without notice. Every effort has been made to achieve faithful representations of our products in this brochure, but due to printing limitations we recommend that samples of actual material are requested before purchasing.

492826/Standards
492827/CRM
492828/Dist

