

**BB**  
**BUSHBOARD**  
A WILSONART COMPANY



# ZENITH

compact laminate worksurfaces

waterproof | super tough | amazingly versatile

# A Bushboard Product

We have been developing kitchen and bathroom surfaces in the UK since 1935 and the idea that everyone deserves great design whatever their budget underpins our entire approach to surfacing.

When you buy a Bushboard product you are buying into our ethos of exceptional quality, exquisite design, excellent value and of course, first class customer care.

We want to ensure you get the very best from your new worksurfaces, so our Zenith products carry a 10 year guarantee. You can be sure your Zenith worksurface will look sensational for years to come.

Connect with us on our social media channels:



**BB**  
**BUSHBOARD**

Decor shown on cover: Worktop, Splashback & Upstand in **Marmo Treviso**

# Designed to Look, Feel and Perform Like Stone

Zenith compact laminate worksurfaces, breakfast bars and upstands are manufactured for toughness and beauty with a slim, solid 12mm thick core between marble, stone, sparkle and industrial inspired faces.

All are waterproof, with a realistic texture and a solid coloured core, to create a real-material effect with all the benefits of a compact laminate: crafted in modular sizes, easy to install and a breeze to care for.

Super hardwearing with a beautiful finish, Zenith makes an ideal alternative to stone, marble and quartz in family kitchens designed with both form and function in mind.

The Zenith range comprises of 20 sleek designs available in worksurface, breakfast bar and upstand formats, with Zenith MDF splashbacks available in matching decors, all designed to work effortlessly together.



Decor shown: Worktop and Upstand in **Don Tello Marble**

# Product Benefits



**Marmo Grigio** worktop with a matching full height splashback.



**Cloudy Cement** worktop with a matching upstand.



**Chaux Sableé Fizzy** worktop with a matching upstand and integrated drainer grooves exposing the coloured core.




**Cloudy Nova** breakfast bar with functional overhang.



**Marbre Veneto** worktop with induction hob.




**Pokhara Marble** worktop with integrated drainer grooves and undermount sink.



## Waterproof

Zenith worktops and breakfast bars are waterproof. They're ideal for installing undermount sinks, integrated drainer grooves and creating curved edges. Being watertight makes Zenith surfaces non-porous too, so spills wipe away without causing damage.



## Hardwearing

Zenith is crafted in solid, slab-like modules. Each piece is super hardwearing against impact, abrasion and the wear and tear of family life.



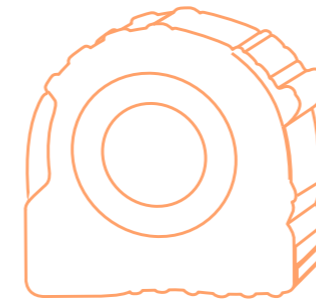
## Versatile

Zenith can be cut into any shape and refinished with no need for additional edging. Use it for integrated drainer grooves, waterfall details, cladding and matching shelves or sills to create truly bespoke kitchen designs.

# 99.9%

## Antibacterial

Finished with Antibacterial Protection as standard, Zenith worktops and breakfast bars are a hygienic choice. Antibacterial Protection is integrated as a resin during manufacture, not a coating, slowing down the growth of up to 99.9% of bacteria for the lifetime of the surface.



## Easy to Install

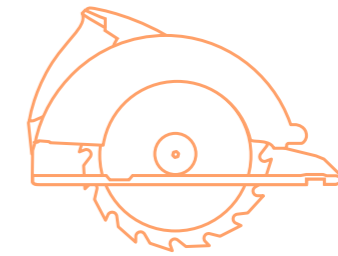
Zenith surfaces can be easily fitted at home using standard installation tools, removing the complex and expensive fitting process normally associated with stone or quartz.

Always refer to equipment manufacturers' instructions when fitting sinks, accessories, hobs and other appliances.



## Easy to Maintain

Unlike stone or ceramic, Zenith surfaces require no complex care routine beyond regularly wiping with a damp cloth and a mild, everyday detergent to keep them clean.



## Cut on Site

Zenith can be cut down on site, unlike quartz or stone, which means once delivered it can be installed immediately, rather than being templated first. Meaning that a day of precise measuring up prior to fabrication is not required. This makes life easier for both you and your installer.



## Saves Time

Quite simply Zenith will save you both time and money compared to quartz and other natural stones, as it's so much quicker to install.

# Usage

## Splashbacks

There's a matching MDF splashback available for every design in the Zenith range, making it easy to continue your decorative surface seamlessly up the wall, fill the space and protect the paintwork. Please consult the installation guidelines when fitting Zenith splashbacks near or directly behind a hob.

## Worktops

Super tough and super stylish, Zenith is easy to cut, fit and maintain, and is the ideal solution for flush undermount sinks and engraved drainer grooves.

## Upstands

Add an upstand to carry your design from worktop to wall, and create a hygienic seal between horizontal and vertical surfaces.

## Breakfast Bar

Every worksurface is also available as a breakfast bar, allowing you to create the perfect settings for entertaining and relaxed dining, that will integrate seamlessly with other furniture and the sleek harmony of open plan living.



Decor shown: Worksurface & Upstand in Don Tello Marble

# Inspired by Natural Materials. Make a Statement with Zenith

A timeless indicator of taste and luxury, marbles are updated for modern living on a slim Zenith profile.

These designs echo natural stone: large statement patterns create drama, delicate veins add elegance to a small space, and soft greys create a neutral backdrop. There's a Zenith solution to suit every space.

Zenith surfaces have a non-porous composition and come with Antibacterial Protection as standard. That means a hygienic finish with no special cleaning routine.

With Zenith, cultivated taste meets modern material, helping you achieve a sleek and stylish look that's practical too.

ZENITH  
Scan the QR  
code to view  
the full range  
and order  
samples





## Natural Stone and Elegant Marble Statements

Slim, sleek and minimal, Zenith helps smooth the sightlines between your kitchen surfaces and your furniture, elongating rooms and making indoor spaces work harder at being stylish rather than utilitarian.

Quick and simple to install, Zenith can be cut to follow curves and shapes without the need for edging, meaning you can achieve a minimalist, showroom look without the high price tag.

**Decor shown above:**  
Worktop, Splashback & Upstand in  
**Marmo Treviso**

**Decor shown on right:**  
Worktop, Breakfast Bar & Splashback in  
**Marmor Paros**



**ZENITH**  
Scan the QR  
code to view  
the full range  
and order  
samples





ZENITH  
Scan the QR  
code to view  
the full range  
and order  
samples



## Concrete, Engineered and Minimalist Modernism

Add the finishing touch to an urban industrial inspired space with a contemporary concrete decor. Pair with natural materials for a high-end modern look and feel.

**Decor shown above:**  
Worktop & Upstand in **Caldeira (Grey Core)**

**Decor shown on left:**  
Worktop, Splashback & Breakfast Bar in **Woodstone Grey**



## Material Mix and Japandi Style

Create a stunning focus in your kitchen with Zenith's dark and moody decors. Pairing **Raja Black** light wood cabinets, as shown here, really makes the Zenith worktops and splashback the star of the show.

**Decor shown above:**  
Worktop & Splashback in **Raja Black**

**Decor shown on right:**  
Worktop, Splashback & Breakfast Bar in **Raja Black**

ZENITH  
Scan the QR  
code to view  
the full range  
and order  
samples







ZENITH  
Scan the QR  
code to view  
the full range  
and order  
samples




## Modern Ultramatt Texture with Traceless Premium

Our premium anti-fingerprint surface is available on our new decors as shown here. Traceless Premium has a velvety feel and deep matt finish which absorbs light creating a stunning result.

Traceless Premium is repairable thanks to its innovative technology meaning micro-scratches can be repaired with a melamine sponge.


**Decor shown above:**  
Worktop & Upstand in **Don Tello Marble**

**Decor shown on left:**  
Worktop, Splashback & Breakfast Bar in **Anthracite Metal**



Marmo Grigio

**Texture:** Extra Matt



**Core:** Dark Grey

A dark grey marble pattern with a solid, dark grey core and an extra matt texture.



Torrano Marble

**Texture:** Extra Matt




**Core:** Warm White

A white and grey marble design with realistic, delicate veining and a solid warm white core.




Marbre Veneto

**Texture:** Extra Matt



**Core:** Warm White

A white and grey marble design with realistic, sweeping veins and a solid warm white core.



Marmor Paros

**Texture:** Extra Matt



**Core:** Warm White

A soft white marble with pale grey veining and a solid warm white core.



Marmo Treviso

**Texture:** Extra Matt



**Core:** Light Grey

A pale grey marble effect on a solid grey core with white veining snaking the surface, and an extra matt texture for a luxurious finish.



Pokhara Marble

**Texture:** Extra Matt




**Core:** Light Grey

A cream marble design with realistic, darker veins and a solid light grey core.



Caldeira (Grey Core)

**Texture:** Extra Matt




**Core:** Dark Grey

A worn cement design with realistic markings and a solid dark grey core, with an extra matt finish.




Caldeira (Black Core)

**Texture:** Roche



**Core:** Black

A worn cement design with realistic markings and a solid black core and a roche finish giving a slightly rough texture.




Cloudy Nova

**Texture:** Extra Matt




**Core:** Dark Grey

A dark grey marble design with realistic movement in shades of black and grey, with striking white veins, and a solid core in dark grey.



Magma

**Texture:** Roche



**Core:** Black

A basalt stone design with a realistic fine-grained pattern and a solid black core.


# Decors

For more information on Textures, see page 22



Chaux Sableé Fizzy

**Texture:** Extra Matt



**Core:** Light Grey

A pale cement design with realistic depths, overlaid with a sparkle finish and a solid core in light grey. A glamorous twist on a more industrial style.




Corroda

**Texture:** Real Material



**Core:** Dark Grey

A dark grey stone design with realistic stone texture and a solid core in dark grey.



Tectonica Fizzy

**Texture:** Extra Matt



**Core:** Light Grey

A concrete design with realistic markings, overlaid with a sparkle finish and a solid core in light grey gives an industrial chic finish.




Raja Black

**Texture:** Extra Matt



**Core:** Black

A black marble design with realistic movement in shades of black and grey and a solid core in black.




Cloudy Cement

**Texture:** Extra Matt




**Core:** Light Grey

A concrete design with realistic markings and a solid light grey core.




Noir

**Texture:** Fusion



**Core:** Black

A solid black layer below a black fusion texture gives speckled texture and subtle sparkle. Noir comes with a solid black core.



Blanc Crystal

**Texture:** Fusion



**Core:** Cold White

A pure white design with a fusion texture that adds a slightly raised finish and plays with light to create a gentle shimmer. Blanc Crystal has a solid cold white core.



Anthracite Metal

**Texture:** Traceless Premium




**Core:** Black

A dark grey metallic design, with realistic brushed finish, a solid, waterproof core in black, along with our new super-matt anti-fingerprint finish.




Woodstone Grey

**Texture:** Granite



**Core:** Black

A grey stone design with natural imprint effect and a solid black core.



Don Tello Marble

**Texture:** Traceless Premium



**Core:** Black

A dark black marble design, with striking brown to white veins a solid, waterproof core in black, along with our new super-matt anti-fingerprint finish.

# Textures & Features



## TRACELESS PREMIUM

Our premium anti-fingerprint surface has a velvety feel and deep matt finish which absorbs light creating a stunning result. Traceless is repairable thanks to its innovative technology meaning micro-scratches can be repaired with a melamine sponge.

- Super-matt anti-fingerprint finish.
- Soft touch velvety feel.
- Shallow micro-scratches can be repaired with the use of a melamine sponge.



**Granite**  
Evoking natural stone and the feel of granite, underlaid by an uneven, subtle satin texture.



**Roche**  
An uneven texture with hints of natural stone or hammered metal combined with a matt finish that creates a surprising depth.



**Extramatt**  
Matt appearance with limited reflection.



**Fusion**  
A coarse matt surface with elements of gloss reflections which make the surface vibrate with oxidised reflections, patinated with vivid material and a corroded feel.



Decor shown: Breakfast Bar & Worksurface in Anthracite Metal



**Real Material**  
Naturally smooth with the characteristics of natural stone.



## DESIGN INNOVATION

Zenith can be cut into any shape and refinished with no need for additional edging. Use it for integrated drainer grooves, as shown here, which show off the stunning coloured core.

As well as waterfall details, cladding and matching shelves or sills to create truly bespoke kitchen designs.

## Availability Chart

ZENITH DECOR	TEXTURE	CORE COLOUR	COMPLETE	3050 x 650 x 12mm Worksurface	3050 x 950 x 12mm Breakfast Bar	3050 x 100 x 12mm Upstand	3000 x 600 x 9mm MDF Splashback
Anthracite Metal	Traceless Premium	Black	Basalt Grey	●	●	●	●
Blanc Crystal	Fusion	Cold White	Ice White	●	●	●	●
Caldeira (Black Core)	Roche	Black	Mushroom	●	●	●	●
Caldeira (Grey Core)	Extra Matt	Dark Grey	Mushroom	●	●	●	●
Chaux Sablee Fizzy	Extra Matt	Light Grey	Silver Grey	●	●	●	●
Cloudy Cement	Extra Matt	Light Grey	Silver Grey	●	●	●	●
Cloudy Nova	Extra Matt	Dark Grey	Basalt Grey	●	●	●	●
Corroda	Real Material	Dark Grey	Basalt Grey	●	●	●	●
Don Tello Marble	Traceless Premium	Black	Jet Black	●	●	●	●
Magma	Roche	Black	Jet Black	●	●	●	●
Marbre Veneto	Extra Matt	Warm White	Silver Grey	●	●	●	●
Marmo Grigio	Extra Matt	Dark Grey	Silver Grey	●	●	●	●
Marmo Treviso	Extra Matt	Light Grey	Silver Grey	●	●	●	●
Marmor Paros	Extra Matt	Warm White	Ice White	●	●	●	●
Noir	Fusion	Black	Jet Black	●	●	●	●
Pokhara Marble	Extra Matt	Light Grey	Ash Grey	●	●	●	●
Raja Black	Extra Matt	Black	Jet Black	●	●	●	●
Tectonica Fizzy	Extra Matt	Light Grey	Silver Grey	●	●	●	●
Torrano Marble	Extra Matt	Warm White	Silver Grey	●	●	●	●
Woodstone Grey	Granite	Black	Silver Grey	●	●	●	●

## Complete Adhesive & Sealant

### Complete Adhesive and Sealant

We know the importance of the final installation, that's why we've developed Complete, our bespoke adhesive and sealant products which should be used when installing Zenith.

Complete bonds and seals worksurfaces, upstands and splashbacks, and is available in a range of colours, developed to complement the designs in our product range. Choose from our recommended colour chart or select your own to complete your kitchen project and achieve a truly professional look.

Complete sealant is available in a range of colour options, either choose from our recommendation for your splashback or match to your worktop. The sealant colours in our matrix on page 24 are our suggestions, feel free to use any colour from the selection that you deem more suitable to coordinate with your chosen worksurface. It's flexible, super strong and will not shrink or breakdown like silicone.



Jet Black

Basalt Grey

Pewter Grey

Silver Grey

Ice White

Vanilla

Mushroom

Chestnut

# ZENITH

## ORDER SAMPLES

Order your free sample on the Bushboard website to get the true impact of Zenith Worktops in real life.

We recommend ordering samples before ordering your product to ensure it's perfect for you.

[www.bushboard.co.uk](http://www.bushboard.co.uk)

## FIND A RETAILER


We have thousands of retail partners in the UK who proudly stock our products.

Experts there can give you advice on design and installation as you explore the full range of Zenith samples in store.

[www.bushboard.co.uk](http://www.bushboard.co.uk)

## 10 YEAR GUARANTEE

Zenith worksurfaces carry a 10-year guarantee. Bushboard will make good by replacement (at its discretion) any Zenith product of its manufacture which can be shown to have failed by reason of defects in its manufacture, subject to fair wear and tear, provided the product has been installed and used in accordance with the manufacturer's instructions and that the products are used for their intended purpose. Proof of date and place of purchase required. This guarantee is in addition to your statutory rights as a consumer and does not affect your rights in any way.



[www.bushboard.co.uk](http://www.bushboard.co.uk)  
tel: 01933 232 272  
email: [businesssupport@bushboard.co.uk](mailto:businesssupport@bushboard.co.uk)

**BB**  
**BUSHBOARD**

# OTHER PRODUCTS



**Alloy™**  
Splashbacks

Bring your dream kitchen design to life with a beautifully patterned or coloured splashback that fills the entire wall space behind your hob, without compromising safety.

With Alloy, say goodbye to tiles and hello to a high performance, statement splashback you can place wherever you want.



**OMEGA™**  
KITCHEN SURFACES

For a contemporary look, the Omega range offers 25 stunning designs with added flexibility of choosing your thickness and profile.



**BB options**

Our range of classic worktops, available in 38mm and 28mm postformed, with 40 stunning designs to choose from.

[www.bushboard.co.uk](http://www.bushboard.co.uk)

